

HOW TO SAVE SONAR PRO AS AN ICON ON YOUR HOME SCREEN FOR EASY ACCESS.



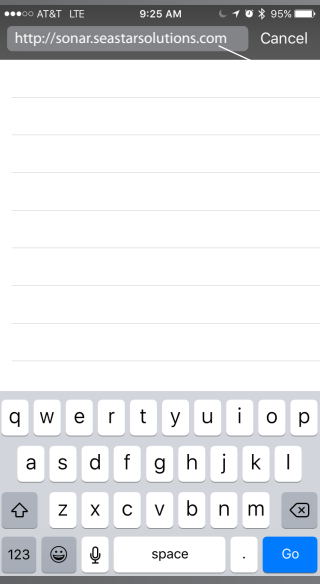
A fast and simple way to access SONAR Pro is to save an icon to the home screen of your favorite smartphone or tablet.

For iOS and Android devices, please follow the steps below.

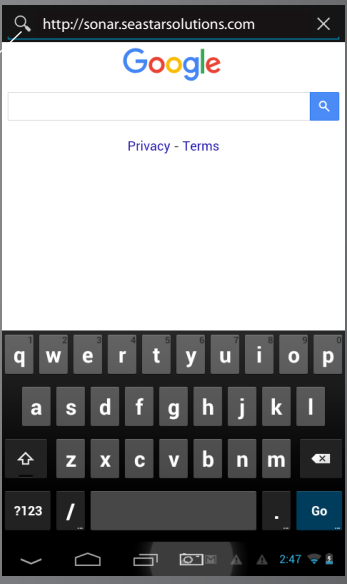
STEP 1.

Go to the SONAR Pro website by typing in the following URL:
<http://sonar.seastarsolutions.com>

iOS (iPhone/iPad)



ANDROID

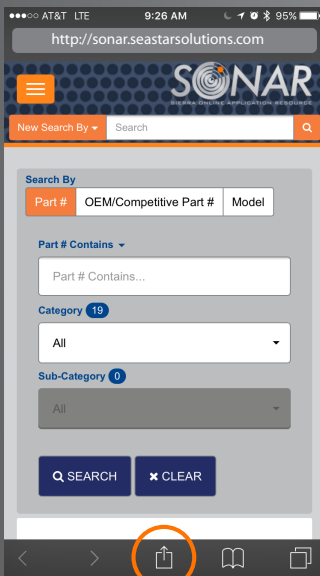


Open your web browser and enter the URL

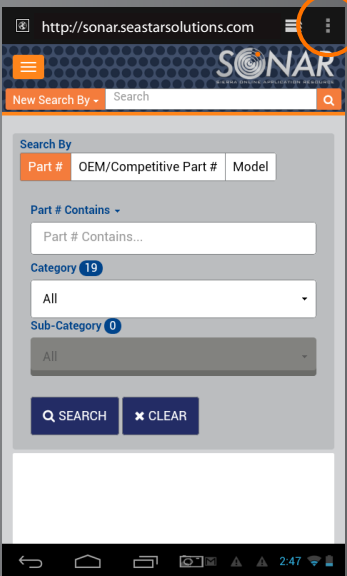
STEP 2.

Press the icon indicated below to reveal saving options...

iOS (iPhone/iPad)



ANDROID




Press this icon.



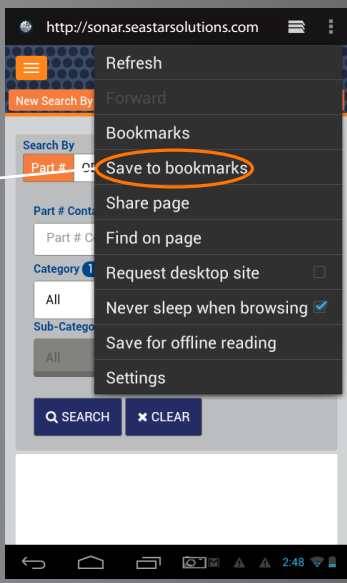
STEP 3.

On an Apple device, press the “Add to Home Screen” icon.
For Android, press “Save to bookmarks”

iOS (iPhone/iPad)

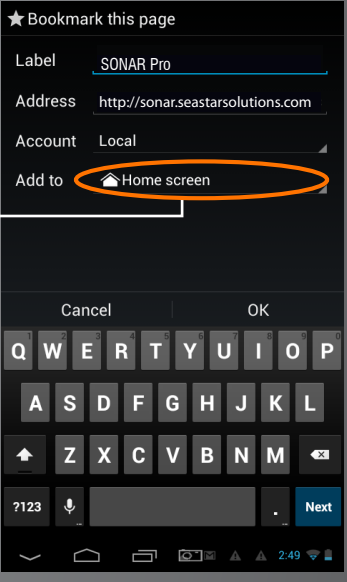


ANDROID



Select this option.

Be sure to select “Home screen”.
Then press “OK”



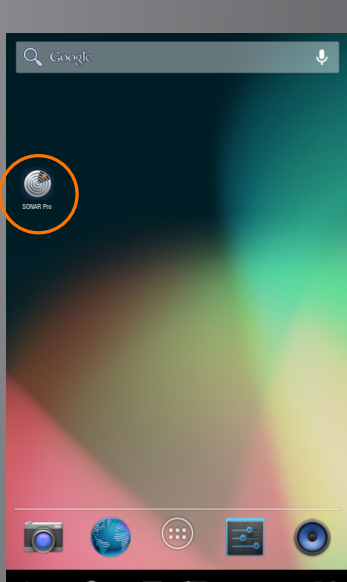
STEP 4.

Use your new icon for faster access to the SONAR Pro website.

iOS (iPhone/iPad)



ANDROID



Enjoy Your New Icon.